



# Enrollment/Change Form

New & Existing Groups

P 888.313.7277 F 888.354.7277 [forms@healthpassny.com](mailto:forms@healthpassny.com)

[www.healthpassny.com](http://www.healthpassny.com)

## A. Enrollments/Additions

(Complete A, E, F, N, O)  
(Select Coverages G-M)

\_\_\_/\_\_\_/\_\_\_  
Requested Effective Date  
(1<sup>st</sup> of month only other than birth)

Enroll in:  
(Select all that apply)

- Medical
- Dental
- Vision
- Life/ADD/LTD
- ID Theft

Reason:  
(Select One)

Open Enrollment/Renewal

Add Dependent

Date of Birth: \_\_\_/\_\_\_/\_\_\_

Date of Marriage: \_\_\_/\_\_\_/\_\_\_

Adoption (requires legal documentation)

New Hire

Status Change  
(Part to Full-time)

Re-hire

Involuntary Loss of Coverage

Other \_\_\_\_\_

**The following documents are required and must be submitted within 30 days of an associated qualifying event:**

*HIPAA Certificate if enrolling due to loss of coverage; Marriage Certificate if enrolling a spouse due to a qualifying event; Birth Certificate if adding a dependent child; Declaration of Cohabitation & Financial Interdependence Form if enrolling a domestic partner due to a qualifying event. Note: Additional documentation may be required.*

## B. Waive Coverage

(Complete B, E, N, O)

\_\_\_/\_\_\_/\_\_\_  
Requested Date to Waive Coverage  
(1<sup>st</sup> of month only)

Waive coverages:  
(Select One)

- Medical
- Dental
- Vision

Covered elsewhere?

- Y  N
- Y  N
- Y  N

## C. Change Requests

(Complete C, N, O)  
(List changes in E, F)

\_\_\_/\_\_\_/\_\_\_  
Requested Effective Date

Change Type:  
(Select One)

- Name Change
- Address Change
- Other: \_\_\_\_\_

## D. Terminations

(Complete D, E, F<sup>1</sup>, N, O)

Requested Termination Date (must be the last day of a month)  \_\_\_/\_\_\_/\_\_\_

Reason:

- No Longer Employed
- Cancel Coverage
- Other \_\_\_\_\_

- |  |  |  |  |  |
|--|--|--|--|--|
| <input type="checkbox"/> Medical                 | <input type="checkbox"/> Dental                  | <input type="checkbox"/> Vision                  | <input type="checkbox"/> Life/ADD/LTD            | <input type="checkbox"/> ID Theft                |
| <input type="checkbox"/> Employee                | <input type="checkbox"/> Employee                | <input type="checkbox"/> Employee                | <input type="checkbox"/> Employee                | <input type="checkbox"/> Employee                |
| <input type="checkbox"/> Spouse                  | <input type="checkbox"/> Spouse                  | <input type="checkbox"/> Spouse                  | <input type="checkbox"/> Spouse                  | <input type="checkbox"/> Spouse                  |
| <input type="checkbox"/> Child(ren) <sup>1</sup> | <input type="checkbox"/> Child(ren) <sup>1</sup> | <input type="checkbox"/> Child(ren) <sup>1</sup> | <input type="checkbox"/> Child(ren) <sup>1</sup> | <input type="checkbox"/> Child(ren) <sup>1</sup> |

Indicate the coverages and members to terminate above. <sup>1</sup> If terminating coverage for one or more child(ren) on the policy (but not all), list in Section F the child(ren) who should have their coverage terminated. If no child(ren) are separately listed in Section F, all dependent children on the policy will be terminated.

## E. Employee Information








Group Name		Hire Date* (MM/DD/YYYY)			
Prefix	First Name*	Middle Initial	Last Name*	Suffix	Social Security #*
Date of Birth* (MM/DD/YYYY) ___/___/___	Gender*: <input type="checkbox"/> Male <input type="checkbox"/> Female	Marital Status: <input type="checkbox"/> Divorced <input type="checkbox"/> Domestic Partner		<input type="checkbox"/> Legally Separated <input type="checkbox"/> Married	<input type="checkbox"/> Single <input type="checkbox"/> Widowed
Address*		Apt	City/State/Zip*	County	
Home Phone	Cell Phone	Home Email			
Work Phone/Ext	Work Email	Preferred Email:		<input type="checkbox"/> Home <input type="checkbox"/> Work	

## F. Dependent Demographics

<b>Dependent 1</b>	Prefix	First Name*	Middle Initial	Last Name*	Date of Birth* (MM/DD/YYYY) ___/___/___	Social Security #*	
Gender*:	<input type="checkbox"/> Male <input type="checkbox"/> Female	Disabled? (Requires Additional Documents)	<input type="checkbox"/> Yes <input type="checkbox"/> No	Marital Status:	<input type="checkbox"/> Divorced <input type="checkbox"/> Domestic Partner	<input type="checkbox"/> Legally Separated <input type="checkbox"/> Married	<input type="checkbox"/> Single <input type="checkbox"/> Widowed
Relationship*:	<input type="checkbox"/> Spouse <input type="checkbox"/> Domestic Partner	<input type="checkbox"/> Child <input type="checkbox"/> Domestic Partner Child					
<b>Dependent 2</b>	Prefix	First Name*	Middle Initial	Last Name*	Date of Birth* (MM/DD/YYYY) ___/___/___	Social Security #*	
Gender*:	<input type="checkbox"/> Male <input type="checkbox"/> Female	Disabled? (Requires Additional Documents)	<input type="checkbox"/> Yes <input type="checkbox"/> No	Marital Status:	<input type="checkbox"/> Divorced <input type="checkbox"/> Domestic Partner	<input type="checkbox"/> Legally Separated <input type="checkbox"/> Married	<input type="checkbox"/> Single <input type="checkbox"/> Widowed
Relationship*:	<input type="checkbox"/> Spouse <input type="checkbox"/> Domestic Partner	<input type="checkbox"/> Child <input type="checkbox"/> Domestic Partner Child					
<b>Dependent 3</b>	Prefix	First Name*	Middle Initial	Last Name*	Date of Birth* (MM/DD/YYYY) ___/___/___	Social Security #*	
Gender*:	<input type="checkbox"/> Male <input type="checkbox"/> Female	Disabled? (Requires Additional Documents)	<input type="checkbox"/> Yes <input type="checkbox"/> No	Marital Status:	<input type="checkbox"/> Divorced <input type="checkbox"/> Domestic Partner	<input type="checkbox"/> Legally Separated <input type="checkbox"/> Married	<input type="checkbox"/> Single <input type="checkbox"/> Widowed
Relationship*:	<input type="checkbox"/> Spouse <input type="checkbox"/> Domestic Partner	<input type="checkbox"/> Child <input type="checkbox"/> Domestic Partner Child					

Employee Name: \_\_\_\_\_



Group Name/ Group #: \_\_\_\_\_

G. Medical			
Coverage for (Select one): <input type="checkbox"/> Employee Only <input type="checkbox"/> Employee/Spouse <input type="checkbox"/> Employee/Child(ren) <input type="checkbox"/> Family			
 To enroll with CareConnect employees must live or work in the following counties; Nassau, Suffolk, Manhattan, Brooklyn, Queens, Bronx, Richmond and Westchester	 To enroll with Oscar employees must live or work in the following NY counties: five boroughs, Long Island, Westchester and Rockland – or work in one of those NY counties and live in one of the following NJ counties: Middlesex, Union, Hudson, Essex, Morris, Passaic, Bergen, Monmouth and Ocean	 **Gated medical plan – Requires the selection of a PCP (complete Section H). Require referrals to see specialists.	
 <b>Platinum</b>	<input type="checkbox"/> CareConnect Standard Platinum EPO <input type="checkbox"/> CareConnect Value Platinum EPO	<input type="checkbox"/> Oscar Market Platinum EPO <input type="checkbox"/> Oscar Simple Platinum EPO	<input type="checkbox"/> Oxford Freedom Platinum EPO 5/15
 <b>Gold</b>	<input type="checkbox"/> CareConnect Tradition Gold Copay EPO <input type="checkbox"/> CareConnect Value Gold Copay EPO	<input type="checkbox"/> Oscar Market Gold EPO <input type="checkbox"/> Oscar Simple Gold EPO	<input type="checkbox"/> Oxford Freedom Gold EPO 15/30 <input type="checkbox"/> Oxford Liberty Gold EPO 30/60** <input type="checkbox"/> Oxford Metro Gold EPO 25/40 NG <input type="checkbox"/> Oxford Metro Gold EPO 25/40**
 <b>Silver</b>	<input type="checkbox"/> CareConnect Tradition Silver EPO 40/60 HRx <input type="checkbox"/> CareConnect Tradition Silver EPO HSA 100% <input type="checkbox"/> CareConnect Value Silver EPO	<input type="checkbox"/> Oscar Market Silver EPO <input type="checkbox"/> Oscar Simple Silver EPO	<input type="checkbox"/> Oxford Freedom Silver PPO 40/70 <input type="checkbox"/> Oxford Liberty Silver EPO 40/70 <input type="checkbox"/> Oxford Liberty Silver EPO HSA 80% <input type="checkbox"/> Oxford Metro Silver EPO 30/60**
 <b>Bronze</b>	<input type="checkbox"/> CareConnect Standard Bronze EPO <input type="checkbox"/> CareConnect Tradition Bronze EPO HSA 100%	<input type="checkbox"/> Oscar Market Bronze EPO <input type="checkbox"/> Oscar Simple Bronze EPO	<input type="checkbox"/> Oxford Metro Bronze EPO HSA 100%**



**H. PCP Selection\*\*** Employee \_\_\_\_\_ Dependent 1 \_\_\_\_\_ Dependent 2 \_\_\_\_\_ Dependent 3 \_\_\_\_\_  
If enrolling in a gated medical plan\*\* for the first time, you must select a primary care physician (PCP) for each member by listing the Provider ID # above. If you do not select a PCP at initial enrollment one will be assigned. To change PCPs after initial enrollment you must contact the carrier directly.

I. Dental			
Coverage for (Select one): <input type="checkbox"/> Employee Only <input type="checkbox"/> Employee/Spouse <input type="checkbox"/> Employee/Child(ren) <input type="checkbox"/> Family			
 <b>DentalGuard</b>	<input type="checkbox"/> Guardian Managed DentalGuard (DMO)*** <input type="checkbox"/> Guardian DentalGuard Preferred (PPO)	 <b>DentalGuard Plus</b>	<input type="checkbox"/> Guardian Managed DentalGuard Plus (DMO)*** <input type="checkbox"/> Guardian DentalGuard Preferred Plus (PPO)
 <b>Solstice EPO</b>	<input type="checkbox"/> Solstice Dental EPO <input type="checkbox"/> Solstice Dental Value EPO	 <b>Solstice PPO</b>	<input type="checkbox"/> Solstice Dental PPO <input type="checkbox"/> Solstice Dental Value PPO MAC

**J. Dental Facility\*\*\*** Employee \_\_\_\_\_ Dependent 1 \_\_\_\_\_ Dependent 2 \_\_\_\_\_ Dependent 3 \_\_\_\_\_  
If enrolling in a DMO plan\*\*\* for the first time, you must select a Dental Facility ID # for each member by listing the Dental Facility # above. If you do not select a facility at initial enrollment one will be assigned. To change the facility after initial enrollment you must contact the carrier directly.

K. Vision	
Coverage for (Select one): <input type="checkbox"/> Employee Only <input type="checkbox"/> Employee/Spouse <input type="checkbox"/> Employee/Child(ren) <input type="checkbox"/> Family	
 <b>VisionGuard</b>	<input type="checkbox"/> I choose to elect Guardian VisionGuard
 <b>Solstice Vision</b>	<input type="checkbox"/> I choose to elect Solstice Vision PPO

L. Life/ADD/LTD					
Coverage type (Select one): <input type="checkbox"/> EverGuard <input type="checkbox"/> EverGuard Plus					
Indicate the percent of life insurance proceeds for each beneficiary below (must total 100%).					
Beneficiary Name 1*	Relation*	Percent*	Beneficiary Name 2*	Relation*	Percent*

M. ID Theft	
 <b>PrivacyArmor</b>	Coverage for (Select one): <input type="checkbox"/> Employee Only <input type="checkbox"/> Family Coverage type (Select one): <input type="checkbox"/> PrivacyArmor <input type="checkbox"/> PrivacyArmor Plus
 <b>LifeLock</b>	Coverage for (Select one): <input type="checkbox"/> Employee Only <input type="checkbox"/> Employee/Spouse <input type="checkbox"/> Employee/Child(ren) <input type="checkbox"/> Family Coverage type (Select one): <input type="checkbox"/> Benefit Elite <input type="checkbox"/> Ultimate Plus™ <b>A phone number is required when enrolling in either plan and a valid email address is required for LifeLock Ultimate Plus™ enrollment. Please include your preferred email in Section E.</b> By submitting your enrollment in LifeLock service, you represent that you have the authority to enroll those dependents indicated in LifeLock service and you have read and agreed to LifeLock's Terms and Conditions which can be found at <a href="https://www.lifelock.com/legal/terms">https://www.lifelock.com/legal/terms</a> on behalf of yourself and on behalf of any member of your family you are enrolling.

**N. Employee Signature**

I hereby apply for the health insurance company and benefit plans selected, understanding all benefits and coverage as specified in the enrollment materials and agreeing to abide by all the rules and regulations therein specified. I certify that I am actively at work a minimum of 20 hours per week and will notify HealthPass if my employment status changes. I elect to enroll myself and any family members indicated on this form with the benefit plans and primary care provider as indicated on this form. I certify that all dependents listed on this form are eligible for coverage under the terms of the plan documents. I agree to notify my employer within 30 days when such eligibility ceases. I understand the plans have no liability to provide coverage for ineligible dependents. On behalf of myself and all family members, I hereby authorize all physicians, nurses, hospitals and other providers who or which have at any time, either before or after we became covered by the health insurance company, provided any diagnosis, treatment or any other service to any of us, to furnish the insurance companies or their authorized representative all information and records relating thereto. A photocopy or digital image of this authorization shall be considered as valid as the original. I understand that the Participating Providers, if any, do not necessarily include all types of doctors or providers. I understand that if I am declining enrollment for myself or my dependents (including my spouse) because of other health insurance coverage, I may in the future be able to enroll myself and my dependents, provided that I request enrollment within 30 days after the other applicable coverage ends. (See HealthPass' Eligibility Guidelines). In addition, if I have a new dependent as a result of marriage, birth, adoption, or placement for adoptions, I may be able to enroll myself and my dependents, provided that I request enrollment within 30 days after the marriage, birth, adoption or placement for adoption. If I am required to contribute premium toward my coverage, I hereby authorize my employer to deduct such contributions in advance from wages due to me and remit the same to HealthPass. I understand that the subscriber is responsible for the total cost of care received and/or for drugs purchased which are not authorized by the plan. "Any person who knowingly and with intent to defraud any insurance company or other person files an application for insurance or statement of claim containing any materially false information, or conceals for the purpose of misleading, information concerning any fact material thereto, commits a fraudulent insurance act, which is a crime, and shall also be subject to civil penalty not to exceed five thousand dollars and the stated value of the claim for each such violation". I have carefully read this section and certify that all information provided on this form is true and complete to the best of my knowledge.

Employee Signature: **X** \_\_\_\_\_ Date: **X** \_\_\_\_\_

**O. Authorized Signature**

I certify that the person(s) presented on this form are eligible employees or dependents and the employee works for the employer identified on this form. This form and all other enrollment documentation submitted by the employer, or its duly authorized officer, must be fully complete and transacted by the 20th of the month prior for effective coverage for the 1st of the following month. Any documentation received after the 20th of the month will result in delays in enrollment up to 10-12 business days.

Authorized Signature: **X** \_\_\_\_\_ Date: **X** \_\_\_\_\_ HealthPass Group #: \_\_\_\_\_